

# PRODUCT DATASHEET

## DL SLIM SQ 210 18 W 3000 K WT

DOWNLIGHT SLIM SQUARE | Flat downlights with integrated driver, square shape



---

### Areas of application

- Direct replacement for luminaires with compact fluorescent lamps
- General illumination
- Public areas
- Stairways
- Corridors
- Foyers
- Shops

---

### Product benefits

- Very slim housing
- Low installation depth
- High luminous efficacy
- Energy savings up to 60 % (compared to luminaires that use CFL lamps)
- Very homogenous light
- Functional design
- Easy installation with fast connection
- Simple installation thanks to integrated driver

---

### Product features

- Small visible bezel
- Connector box with push wire terminal for tool-free connection



- Light guide made of non-yellowing PMMA for long lifetime

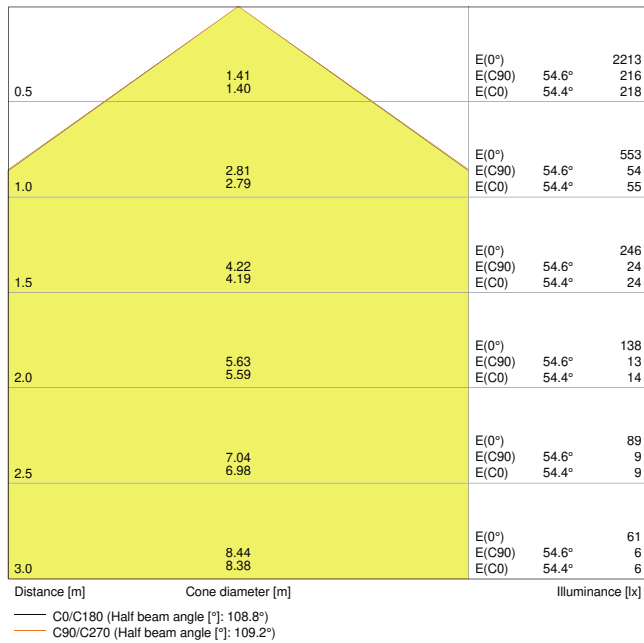
## TECHNICAL DATA

### Electrical data

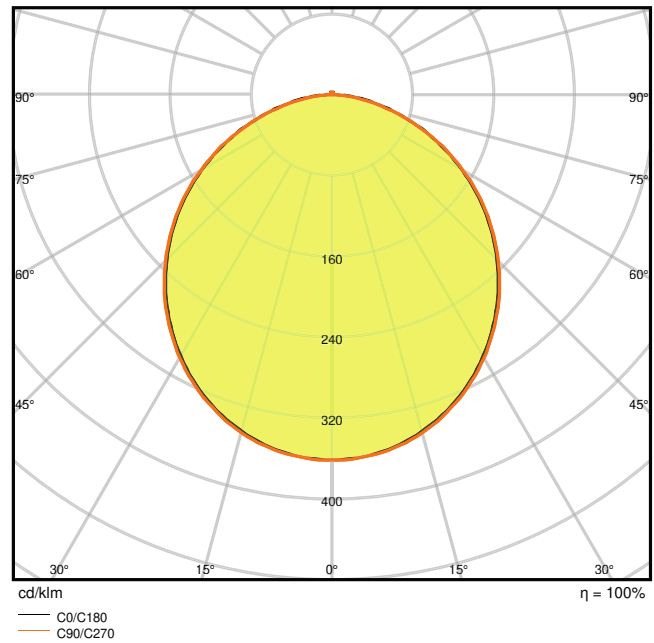
|  |                       |
|--|-----------------------|
| Nominal wattage                          | 18.00 W               |
| Nominal voltage                          | 220...240 V           |
| Mains frequency                          | 50...60 Hz            |
| Nominal current                          | 108 mA                |
| Inrush current                           | 17 A                  |
| Inrush current time $T_{h50}$            | 56 $\mu$ s            |
| Max. no. of lum. on circuit break. B16 A | 44                    |
| Max. no. of lum. on circuit break. C10 A | 35                    |
| Max. no. of lum. on circuit break. C16 A | 56                    |
| Power factor $\lambda$                   | 0.50                  |
| Total harmonic distortion                | < 20 %                |
| Protection class                         | II                    |
| Operating mode                           | Integrated LED driver |

### Photometrical data

|  |                      |
|--|----------------------|
| Luminous flux                                | 1530 lm              |
| Luminous efficacy                            | 85 lm/W              |
| Color temperature                            | 3000 K               |
| Light color (designation)                    | Warm White           |
| Color rendering index Ra                     | > 80                 |
| Standard deviation of color matching         | < 6 sdc <sub>m</sub> |
| Luminous intensity                           | -                    |
| Flickering metric (Pst LM)                   | -                    |
| Stroboscope effect metric (SVM)              | -                    |
| Photobiological safety group acc. to EN62778 | RG0                  |
| Photobiological safety group acc. to EN62471 | RG0                  |
| Beam angle                                   | 120 °                |



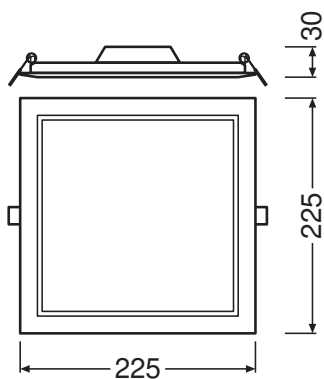
LDC typ cone



LDC typ polar

### Dimensions & Weight

|                |           |
|----------------|-----------|
| Length         | 225.00 mm |
| Width          | 225.00 mm |
| Height         | 30.00 mm  |
| Product weight | 527.00 g  |



## Materials & Colors

|  |                    |
|--|--------------------|
| Product color                              | White              |
| Housing color                              | White              |
| Body material                              | Polycarbonate (PC) |
| Cover material                             | Polycarbonate (PC) |
| Light emitting surface material            | Polycarbonate (PC) |
| Glow Wire Test according to IEC 60695-2-12 | 650 °C             |
| Mercury content                            | 0.0 mg             |

## Application & Mounting

|  |                            |
|--|----------------------------|
| Ambient temperature range              | -20...+50 °C               |
| Temperature range at storage           | -30...+70 °C               |
| Type of connection                     | Screwless terminal, 2-Pole |
| Type of protection                     | IP20                       |
| Protection class IK (shock resistance) | IK03                       |
| Dimmable                               | No                         |
| Mounting type                          | Recessed                   |
| Mounting location                      | Ceiling / Wall             |
| Application environment                | Indoor                     |
| Mounting length                        | 210,0 mm                   |
| Mounting width                         | 210,0 mm                   |
| Mounting depth                         | 50,0 mm                    |
| LED module replaceable                 | Not replaceable            |
| With light source                      | Yes                        |

## Lifespan

|                            |                       |
|----------------------------|-----------------------|
| Lifespan L70/B50 at 25 °C  | 30000 h <sup>1)</sup> |
| Lifespan L80/B10 at 25 °C  | 20000 h <sup>1)</sup> |
| Lifespan L90/B10 at 25 °C  | 12000 h               |
| Number of switching cycles | 50000                 |

<sup>1)</sup> t[h]: L70 / B50 @ 25 °C (Ta), t[h]: L80 / B10 @ 25 °C (Ta), t[h]: L90 / B10 @ 25 °C (Ta)

## Control gear

|                             |         |
|-----------------------------|---------|
| Output current              | 295 mA  |
| ECG - Output ripple current | < 6.5 % |

## Certificates & Standards

|  |               |
|--|---------------|
| Standards  | CE / CB / EAC |
| Luminaire with limited surface temperature, "D sign" | No            |
| Ball shot safe                                       | No            |

**Additional product data**






|                       |              |
|-----------------------|--------------|
| Number of illuminants | Not relevant |
|-----------------------|--------------|

**EQUIPMENT / ACCESSORIES**







- Surface mounting frames available as accessories

**DOWNLOAD DATA**

**Documents and certificates**

|  |                                 |
|--|---------------------------------|
|    | Addon Technical Information     |
|    | Installation guide              |
|  | On-Pack-Info                    |
|  | Declarations Of Conformity CE   |
|  | Declarations Of Conformity UKCA |

**Photometric and lighting design files**

|   |                      |
|---|----------------------|
|  | IES file (IES)       |
|  | LDT file (Eulumdat)  |
|  | ULD file (DIALux)    |
|   | ROLF file (RELUX)    |
|  | UGR file (UGR table) |
|   | LDC typ cone         |
|   | LDC typ polar        |

CAD/BIM files

CAD\_STEP\_3D

Tender texts



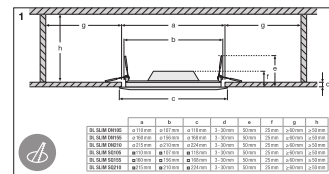
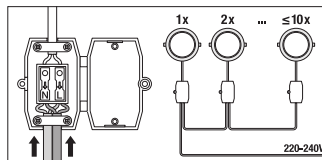
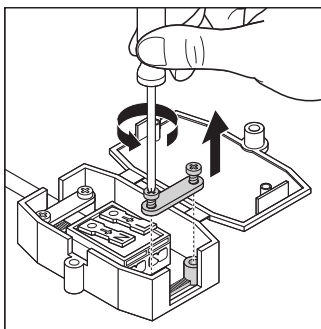
Tender documents

LOGISTICAL DATA

| Product code  | Packaging unit (Pieces/Unit) | Dimensions (length x width x height) | Gross weight | Volume                |
|---------------|------------------------------|--------------------------------------|--------------|-----------------------|
| 4058075079335 | Folding box<br>1             | 45 mm x 250 mm x 230 mm              | 610.00 g     | 2.59 dm <sup>3</sup>  |
| 4058075079342 | Shipping box<br>6            | 290 mm x 260 mm x 250 mm             | 3991.00 g    | 18.85 dm <sup>3</sup> |

The mentioned product code describes the smallest quantity unit which can be ordered. One shipping unit can contain one or more single products. When placing an order, for the quantity please enter single or multiples of a shipping unit.

ADDITIONAL CATALOG INFORMATION



References / Links

- For Guarantee see [www.ledvance.com/guarantee](http://www.ledvance.com/guarantee)

DISCLAIMER

Subject to change without notice. Errors and omission excepted. Always make sure to use the most recent release.