

# PRODUCT DATASHEET

## SP ADJ P 8W 927 PS DIM IP20 WT

SPOT ADJUST | Recessed mounted spotlight for indoor use, adjustable



### Areas of application

- Direct replacement for recessed spotlights with halogen lamps
- General illumination
- Hotel rooms and corridors
- Bars, restaurants
- Accent lighting
- Galleries, museums
- Residential interiors

### Product benefits

- Energy savings of up to 90 % compared to halogen lamp spotlights
- Powerselect: Brightness adjustment via dip switches on the driver
- Easy replacement of external driver thanks to plug with bayonet lock
- Easy installation and electrical connection thanks to tool-free electrical connectors
- SCALE Design – great appearance, valuable materials and small size fits into every surrounding
- 5 years guarantee

### Product features

- Adjustable swivel angle:  $\pm 25^\circ$
- Color rendering index  $R_a$ : 90
- Beam angle:  $36^\circ$
- Die-cast aluminum housing
- Silicon-pad protected springs
- Dimmable (with many common dimmers, see also [www.ledvance.com/dim](http://www.ledvance.com/dim))
- Through-wiring possible



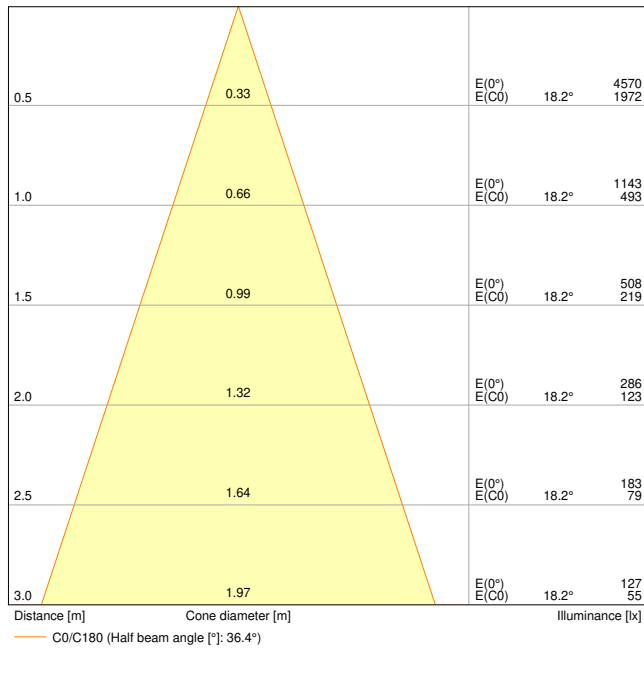
---

**TECHNICAL DATA****Electrical data**

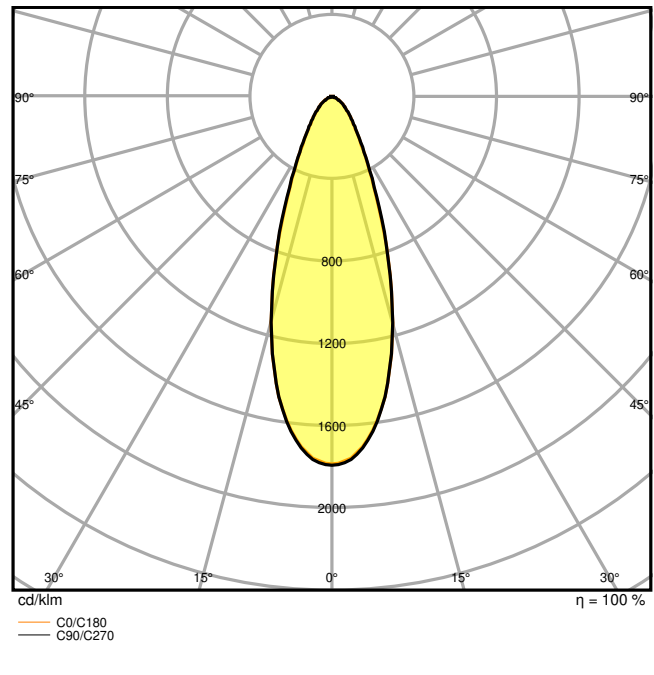
Nominal wattage	8.00 W
Nominal voltage	220...240 V
Mains frequency	50...60 Hz
Nominal current	38.000 mA
Inrush current	2 A
Inrush current time $T_{h50}$	60 $\mu$ s
Max. no. of lum. on circuit break. B16 A	336
Max. no. of lum. on circuit break. C10 A	210
Max. no. of lum. on circuit break. C16 A	336
Power factor $\lambda$	0.90
Total harmonic distortion	< 20 %
Protection class	II
Operating mode	Electronic control gear (ECG)

**Photometrical data**

Luminous flux	640 lm
Luminous efficacy	80 lm/W
Color temperature	2700 K
Light color (designation)	Warm white
Color rendering index Ra	90
Standard deviation of color matching	$\leq 3$ sdc <sub>m</sub>
Low flicker	Yes
Photobiological safety group acc. to EN62778	RG1
Beam angle	36 °



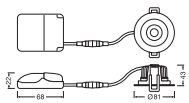
LDC typ cone



LDC typ polar

### Dimensions & Weight

Diameter	81.00 mm
Height	43.00 mm
Product weight	220.00 g



### Materials & Colors

Product color	White
Housing color	White
Body material	Aluminum
Cover material	Polymethylmethacrylate (PMMA)
Light emitting surface material	PMMA

Glow Wire Test according to IEC 60695-2-12	650 °C
Mercury content	0.0 mg

### Application & Mounting

Ambient temperature range	-20...+40 °C
Temperature range at storage	-42...+80 °C
Type of connection	Push terminal
Type of protection	IP20
Protection class IK (shock resistance)	IK03
Dimmable	Yes
Type of dimming	PHASE CUT
Mounting type	Recessed
Mounting location	Ceiling
Application environment	Indoor
Mounting diameter	68 mm
Mounting depth	50,0 mm
Adjustable	Yes
LED module replaceable	Not replaceable
With light source	Yes

### Lifespan

Lifespan L70/B50 at 25 °C	50000 h <sup>1)</sup>
Lifespan L80/B10 at 25 °C	41000 h <sup>1)</sup>
Lifespan L90/B10 at 25 °C	18000 h
Number of switching cycles	100000

<sup>1)</sup> t[h]: L70 / B50 @ 25 °C (Ta), t[h]: L80 / B10 @ 25 °C (Ta), t[h]: L90 / B10 @ 25 °C (Ta)

### Control gear

Output current	180 mA
ECG - Output ripple current	< 5 %
ECG - Length	68.00 mm
ECG - Width	55,0 mm
ECG - Height	22,0 mm

### Certificates & Standards














Standards	CE / CB / ENEC / TÜV SÜD / UKCA / EAC
-----------	---------------------------------------

Luminaire with limited surface temperature, "D sign"	No
Ball shot safe	No

**EQUIPMENT / ACCESSORIES**

- External control gear included with dip-switches to select power during installation
- Refurbishment rings are available as accessory
- Selected DALI 2.0 driver available as accessory


**DOWNLOAD DATA**

Documents and certificates	
	User instruction
	Addon Technical Information
	Packaging insert
	Declarations Of Conformity CE
	Certificates
	Declarations Of Conformity UKCA
Photometric and lighting design files	
	IES file (IES)
	LDT file (Eulumdat)
	ULD file (DIALux)
	ROLF file (RELUX)
	UGR file (UGR table)
	LDC typ cone
	LDC typ polar

**CAD/BIM files**

	BIM_Revit_3D
	CAD_STEP_3D

**Tender texts**

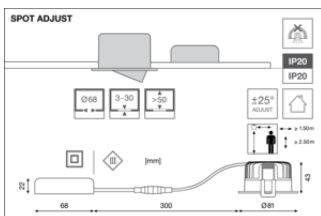
	Tender documents
-----------------------------------------------------------------------------------	------------------

**LOGISTICAL DATA**

Product code	Packaging unit (Pieces/Unit)	Dimensions (length x width x height)	Gross weight	Volume
4058075799622	Folding box 1	100 mm x 105 mm x 85 mm	390.00 g	0.89 dm <sup>3</sup>
4058075799639	Shipping box 20	562 mm x 230 mm x 195 mm	8570.00 g	25.21 dm <sup>3</sup>

The mentioned product code describes the smallest quantity unit which can be ordered. One shipping unit can contain one or more single products. When placing an order, for the quantity please enter single or multiples of a shipping unit.

**ADDITIONAL CATALOG INFORMATION**



	✓	✓	✓	○
	ON	ON	ON	ON
	1 2	1 2	1 2	1 2
				Preset
Current (CC)	85 mA	140 mA	180 mA	140 mA
Power	4 W	6 W	8 W	6 W
% rated lumen	50 %	80 %	100 %	80 %

**References / Links**

– For Guarantee see [www.ledvance.com/guarantee](http://www.ledvance.com/guarantee)

**DISCLAIMER**

Subject to change without notice. Errors and omission excepted. Always make sure to use the most recent release.